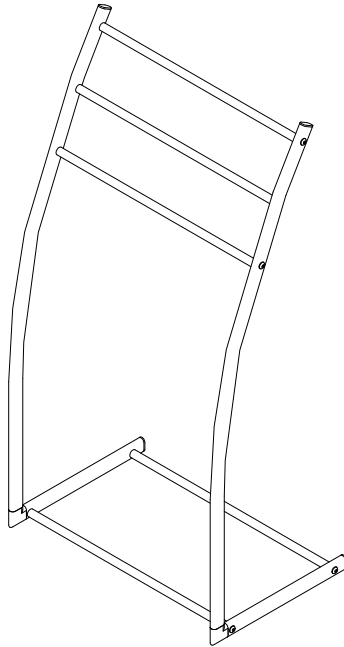


KINGSTON

KITCHEN & BATH

Pedestal 3-Tier Steel Frame Towel Rack Installation

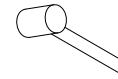


Parts:

Straight Tube		Base		Sift Head		Screw	
A	2 Pcs	B	1 Pc	4 Pcs		8 Pcs	
J Shape		Counterweight rod		Two-way connector		Screw	
2 Pcs		2 Pcs		2 Pcs		2 Pcs	

www.kingstonbrass.com
 TOLL-FREE CUSTOMER SERVICE: 1-877-2-KBRASS
 TECHNICAL SUPPORT E-mail: service@kingstonbrass.com
 12775 Reservoir Street, Chino, CA 91710

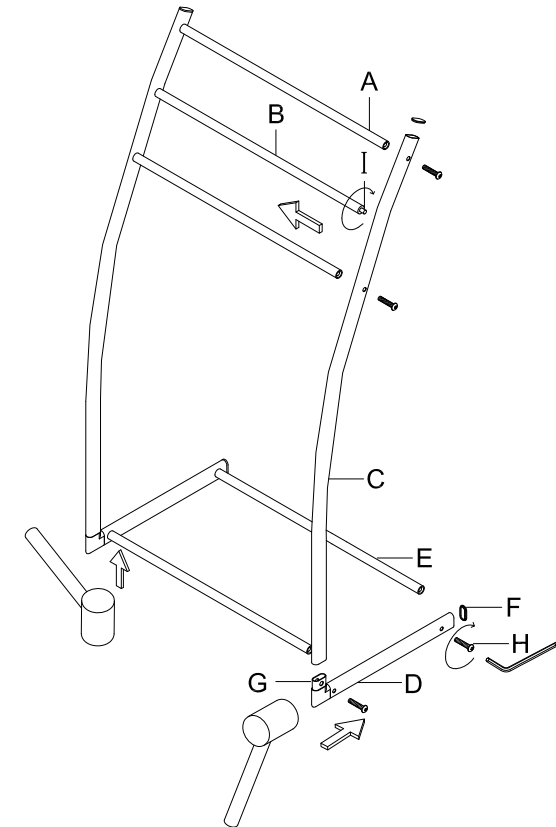
TOOLS REQUIRED



Rubber Mallet



Allen Wrench



Installation Steps:

- Step1. Using a rubber mallet, gently tap the two-way connectors (part G) into the base piece (part D). Repeat for the remaining base piece (part D).
- Step2. After completing step 1, connect the J-shape tube (part C) to the base (part D). Repeat for the remaining piece.
- Step3. Using the provided screws (part I), insert the screw into both ends of (part B). Insert into (part C). Using an Allen wrench with the provided screws (part H), attach the two straight tubes (part A & E) to the J-shape tube & base (part C & D). Repeat for the other side. Make sure screws are tightened securely, however, do not over tighten.
- Step4. Attach the sift heads (part F) to the ends of the base (part D).

Cleaning

Clean with a damp cloth only.
 Avoid using metal or abrasive polishes.